



MISSION STATEMENT

The Mission of the Woodford County Health Department is to improve the health and well-being of our community through health education, health promotion, and preventative health services.

A MESSAGE FROM THE ADMINISTRATOR

Dear Woodford County Residents and Community Partners,

The Woodford County Health Department (WCHD) is pleased to present this report highlighting all the work our small agency provides the residents of Woodford County. WCHD continued COVID-19 response work this year, in addition to focusing on new and traditional services. In the Fall of 2022, the Community Health Needs Assessment was completed through the Partnership for a Healthy Community (PFHC). PFHC brings many community agencies and sectors together to collect and analyze community health data. The data is used to highlight areas of need for residents in Peoria, Tazewell and Woodford counties. The top three priorities for the next PFHC cycle (2023-2025) are mental health, healthy eating/active living and obesity. WCHD will continue to have an active role in PFHC, providing leadership and program support in these three priorities. In the coming year, WCHD hopes to create initiatives to support data driven work surrounding social determinants of health and health equity.

I would like to publicly thank the Woodford County Health Department staff for their dedication, compassion and personal sacrifices they continually make to serve our county, especially during COVID-19 Global Pandemic response.

Hillary Aggertt, MS
Woodford County Health Department

TABLE OF CONTENTS

Administrator Letter.....	Page 2
Board of Health.....	Page 4
Health Department Staff.....	Page 5
Community Health.....	Page 6
COVID-19 Response Year 3.....	Page 7
COVID-19 Response Volunteers..	Pages 8 & 9
Clinical Services.....	Pages 10-12
Environmental Health.....	Page 13-15
Partnership for a Healthy Community.....	Page 16
Public Education and Awareness	Page 17
WCHD Fiscal Report.....	Page 18
Appendix.....	Pages 19-22



Public Health
Prevent. Promote. Protect.

**Woodford County
Health Department**

BOARD OF HEALTH

The Woodford County Health Department is governed by the Board of Health. These members are appointed by the Woodford County Board for a three-year term. Woodford County Board of Health members serve without compensation and are empowered duties and responsibilities as outlined in Chapter 111 1/2 of the Illinois Statutes.

President.....	Bonnie Allen, RN, MSN	11/30/2025
Vice President.....	Laurie Schierer, MS	11/30/2023
Secretary.....	Autum Jones, MPA	12/01/2023
HR Liason.....	Anna Laible, MBA	11/30/2023
	Gary Knepp, DO	11/30/2023
	Karen Krug, BS, MS	11/30/2023
	Michael Meier, DMD	11/30/2024



Public Health
Prevent. Promote. Protect.

**Woodford County
Health Department**

HEALTH DEPARTMENT STAFF

Administrator.....	Hillary Aggertt, MS
Director of Nursing.....	Emily Kelly, MSN, RN
Director of Environmental Health.....	Eric Lane, BS, LEHP
Contact Tracer.....	April Bieschke, BA
Contract Tracing Supervisor.....	Rita DeMask, RDH
Communication Specialist.....	Andrea Ingwersen, BS
Office Manager.....	Erin Luckey, AS
Epidemiologist/ERC.....	Dustin Schulz, MPH
Grants Manager.....	Jenna Tallyn, BA
Maternal Child Health Nurse.....	Alissa Vander Naalt, BSN
Environmental Health Inspector.....	Paul Wilkins, BA
Maternal Child Health Nurse.....	Stephanie Wurmnest, RN

"I AM SO GRATEFUL FOR EVERY ONE OF YOUR EMPLOYEES."

COMMUNITY QUOTES

"Amazing Staff! Kudos to Woodford County Health Department!"

I am so grateful for every one of your employees."

"Thank you for your tireless efforts to keep our citizens healthy and informed. I will be forever grateful for the hard work and dedication displayed by WCHD."

COMMUNITY HEALTH

Illinois Tobacco-Free Communities

Funded by the Illinois Department of Public Health, Woodford County Health Department offers programming through the Illinois Tobacco Free Communities (ITFC) grant. The grant supports efforts to establish tobacco and e-cigarette prevention and control programs to prevent tobacco and e-cigarette use, eliminate exposure to second-hand smoke, and eliminate related health disparities.

2022 was the fourth year of regional Illinois Tobacco-Free Community grant funding, allowing Woodford County Health Department to work collaboratively with Peoria City/County Health Department and Tazewell County Health Department. The regionalized grant continues to increase funding for each individual agency as well as the tri-county region.



ILLINOIS TOBACCO-FREE COMMUNITIES

Live, Work, and Play
Tobacco-Free in
Peoria, Tazewell &
Woodford counties



*Illinois Tobacco-Free Communities
Live, Work, and Play
Tobacco-Free*

Enhance your smoke-free policy!

- Strengthen your current policy to include all tobacco products like e-cigarettes and vaping
- Include outdoor patios and dining areas in your tobacco-free space

We Can Help You!

- Free signage
- Help with policy creation
- Free promotion of your business and policy

Give Us a Call!

Hult Center for Healthy Living
309-692-6650
Peoria City/County Health Department
309-679-6603
Tazewell County Health Department
309-929-0304
Woodford County Health Department
309-467-3064

Smoke-Free Illinois Act

The 2008 Smoke-Free Illinois Act is enforced in partnership with local law enforcement. Law enforcement agencies conduct unannounced compliance checks and targeted enforcements. There were 50 compliance checks completed for the 2022 grant year.

COVID-19 RESPONSE YEAR 3

WCHD has continued its work to minimize the impact of the COVID-19 disease on the residents of Woodford County through providing vaccinations, testing and outbreak investigation. Following decreased demand and increased availability of the vaccine near the end of 2021, the health department has continued to offer walk-in appointments for residents to receive their primary series and booster vaccine doses. To date, health department staff have administered over 13,000 doses of the COVID-19 vaccine. Rapid testing is also offered with results available in 15 minutes. In Spring 2022, the health department began distributing rapid antigen tests to community organizations and residents free of charge. As of November 30, 2022, approximately 5,600 tests had been distributed through our office.

*For more detailed Covid-19 Response data, see Clinical Services Appendix B.

5,689

COVID-19
CASES

12/1/2021-
11/30/2022

5,626

COVID-19
RAPID TESTS
DISTRIBUTED

13,660

TOTAL COVID-19
VACCINATIONS
ADMINISTERED

COVID-19 RESPONSE VOLUNTEERS

The Medical Reserve Corps is a volunteer group that is housed within the Woodford County Health Department and led by the Emergency Response Coordinator. The volunteers are trained to assist the health department and respond to public health emergencies. Since the start of the COVID-19 vaccination campaign, the MRC has been invaluable in helping to staff and assist in the health departments COVID response at vaccination clinics, answering phones, and completing office tasks.

Donating their time and expertise to this response and their community has been incredible to witness. On behalf of all Woodford County residents, we recognize and applaud the work of our volunteers and owe them a debt of gratitude. We could not have done this without them.



VOLUNTEER
HOURS
WORKED
2,564

TOTAL
ECONOMIC
IMPACT
\$73,183

COVID-19 RESPONSE VOLUNTEERS

Thank you

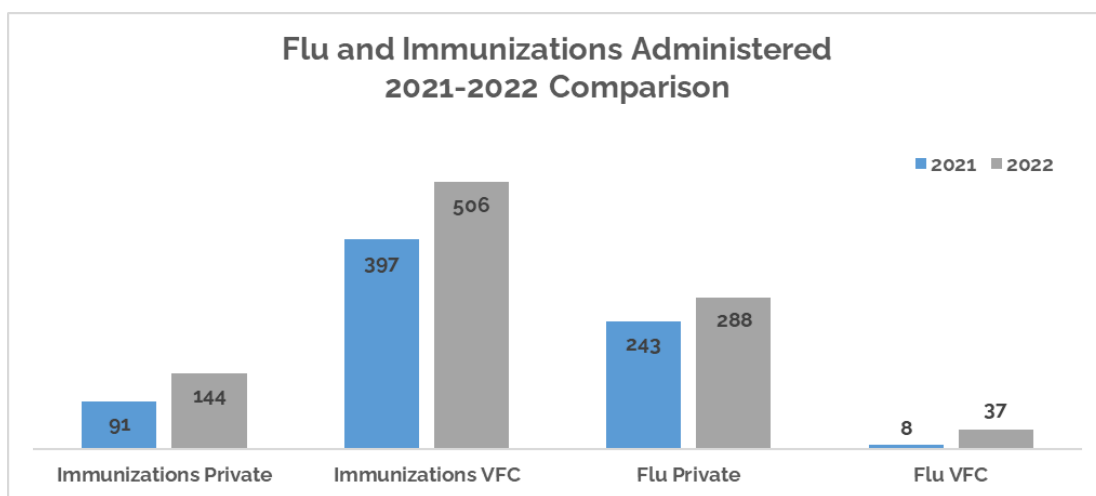
Wanda Aberle
Nancy Aldridge
Bonnie Allen
Lisa Allen
Timothy Allen
John Armstrong
Mary Armstrong
Gary Beenders
Kimberly Beenders
Jared Bisanz
Liane Bisanz
Jo Bressan
Roseanne Burke
Paul Burton
Sue Cline
Margorie Crowe
Larry Dalton
Audrey Datzman
Karen Datzman
Connie Davis
Mitch Davis
Gail Eaton

Kathy Elger
Eric Franz
Kathy Franz
Annie Furrow
Susan Haas
Alan Haas
Lisa Heck
Joan Hershberger
Lynn Hinnen
Edie Jackson
Cindy Johnson
Kathy Karl
Dr. Gary Knepp
Sue Knepp
Mary Kay Kosur
Mary Kuerth
Meropi "Popi" Langley
Douglas Long
Jean Long
Mary Ann Mayer
June Mays
Lynda McKeown

Tiffany Meier
Patricia Milashoski
James (Mike) Palmer
Eric Pigman
Ann Reeves
G. Bryan Reeves
Bob Rossman
Laurie Schierer
Kary Schmidgall
Nancy Schuler
Nancy Schulz
Dolores Shaffer
Suzan Shane-Gray
Laura Siscoe
Donna Sweeney
Chris Thurwanger
Linda Vierhouts
Diane Wheelwright
Sue Wilkins
Joni Wolfe
Royce Zehr

CLINICAL SERVICES

WCHD Clinical Services encompasses several programs such as communicable disease investigation and reporting, immunizations, lead and TB programs, and WIC (Women, Infants and Children).



Immunizations

WCHD continued to provide COVID-19 vaccinations and moved from hosting mass vaccination clinics in the community to offering regularly scheduled appointment days at our clinic.

With this shift, WCHD nursing staff were able to once again regularly provide flu, childhood and adult immunizations. This past year, nursing staff were able to provide case management and vaccinations for the first MPOX case in Central Illinois.

AUGUST
2022
FIRST
MPOX
CASE

CLINICAL SERVICES

Continued

Communicable Disease and Outbreak Reporting

Although COVID-19 remained the most prevalent communicable disease, WCHD continues to assess for other communicable diseases. WCHD staff watch for trends or outbreaks, and provide guidance and education related to other illnesses. Communicable diseases are investigated and staff report disease cases to the state. Education is provided on the specific diagnosis, prevention, and infection control measures. Investigation includes a review of treatment, disease processes, and referrals to seek appropriate medical attention. Investigation includes a review of treatment, disease processes, and referrals to seek appropriate medical attention. WCHD works with local, state, and national providers to track and report

numerous communicable diseases and to ensure proper care and follow up of those diagnosed.

Annual surveillance reports are completed for influenza and other life-threatening illnesses.

For example, Rabies, and possible human exposure, takes many hours of interviews, and lab testing of the animal in question.

Life-saving vaccinations are coordinated in the case of a positive rabies case.

TB investigations increased significantly in 2022. Many hours are needed to interview and provide case management to residents to determine if it is a latent or active TB case.



EACH
POTENTIAL
TB CASE CAN
TAKE UP TO
20 HOURS

*For more detailed Communicable Disease data see Appendix B.

CLINICAL SERVICES

WIC

Women, Infants and Children

WIC is a federally funded, supplemental food program that provides nutrition information and free foods to help mothers, infants, and children get the nutrients they need for proper growth and development. Remote and in-person services continue to be an option. Remote services benefit clients by reducing exposure to illness and WIC certifications and appointments can be completed during non-traditional hours that fit into their schedules and reduce the need for limited transportation resources.



Lead Poisoning Prevention Program

Woodford County Health Department continues to assist with the lead prevention program by screening and testing all high-risk patients and community members that request testing. Lead testing is required by many schools and daycares. Nursing staff provide case management working in collaboration with community members, family, and physician offices. Follow-up testing, home visits, interventions, evidence-based resources, and education are provided.



*For more detailed Clinical Services data see Appendix B.

ENVIRONMENTAL HEALTH

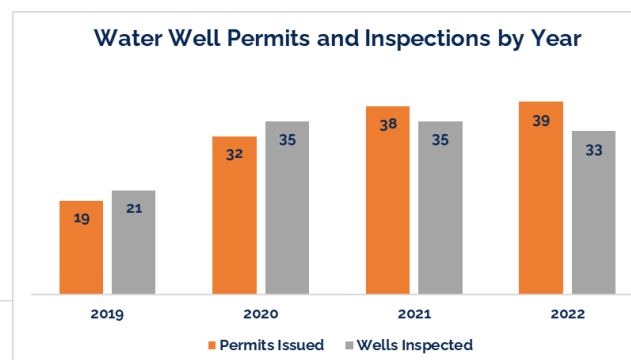
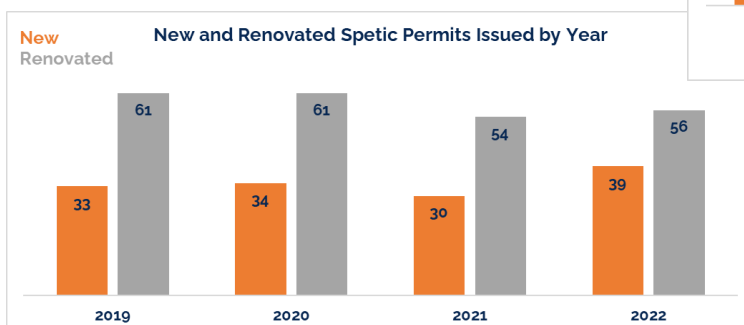
Local Health Protection Grant

The Woodford County Health Department receives the Local Health Protection grant each year to complete public health core services including food, septic, water, and communicable disease that are required through the Illinois General Assembly Administrative Code.

Septic and Water Well Programs

The sewage disposal and water programs work together to protect the drinking water supplies for residents outside city water treatment areas and to prevent pollution by overseeing standards for proper on-site sewage disposal.

Services include permit and inspect all newly constructed or renovated water wells, closed loop wells and sewage disposal systems; inspect wells and sewage systems during real estate transactions; interpret and report water sample results; oversee safe drinking water systems for all non-community wells from which more than 25 persons are served; investigate and resolve complaints; provide educational materials and presentations upon request.



ENVIRONMENTAL HEALTH

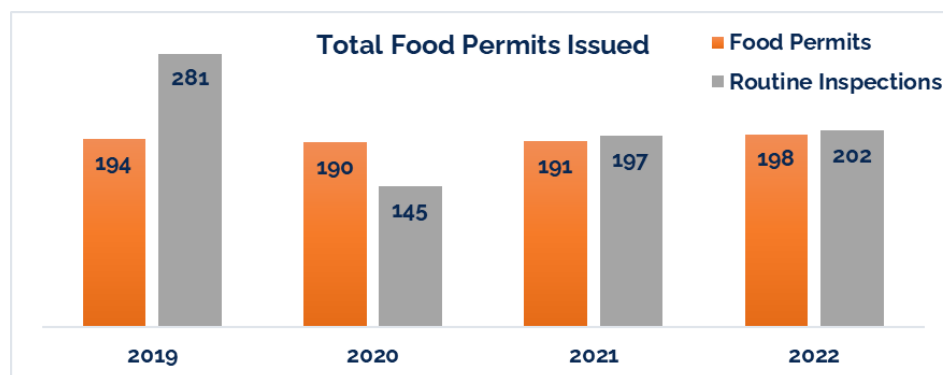
Continued

Food Protection Program

The Woodford County Health Department Food Protection Program promotes food safety through education. WCHD offers a variety of educational opportunities through free in-service programs, Certified Food Protection Manager Certification courses, consultations, and public awareness campaigns.

Specialized training and plan design consulting for new retail food establishments are also provided.

In addition, the Woodford County Health Department regularly inspects and monitors food service activities in retail food establishments to ensure compliance with the IL Food Code and the Woodford County Retail Food Establishment Sanitation Ordinance. There are on average 191 retail food service establishments licensed and operating in the county.



ENVIRONMENTAL HEALTH

Continued

Complaints

The Woodford County Health Department periodically receives complaints from the public regarding food, septic, water, vector, and nuisance issues. All complaints are investigated until the issue is resolved. WCHD does not have jurisdiction over all complaints received. The complaints that are not in jurisdiction are referred to the appropriate agency for follow-up and/or enforcement.

Radon

The Woodford County Health Department encourages residents to check the radon levels of their homes. The best time to check for radon is during cold weather when windows and doors are closed. Test kits are available at the health department for \$15.00. The cost includes the test, laboratory analysis and shipping.

Vector Program

West Nile Virus is a major health concern. In 2022, Illinois saw 32 human cases and 5 deaths. WCHD collected 32 mosquito traps and 4 deceased birds from various locations in the county. There were no cases of West Nile in humans, birds, or mosquito pools this past year.



*For more detailed Environmental Health data see Appendix C.

PARTNERSHIP FOR A HEALTHY COMMUNITY

The Partnership for Healthy Community (PFHC) continues to bring together health sectors in Peoria, Tazewell and Woodford Counties. During the 2020-2022 cycle, the three priorities of focus were mental health, substance use, healthy eating/active living and cancer (breast, lung and colorectal).

WCHD staff members continued to participate in different action teams to support local level programming, collaboration and partnerships. The Illinois Tobacco Free Communities (ITFC), State Physical Activity and Nutrition (SPAN) and WIC Farmer's Market grants are all part of PFHC action team collaborative work.



Through Healthy Eating/Active Living (HEAL) Action Team and HEAL Food System Partners, tri-county WIC programs worked together to promote fresh food access and consumption. The first Hunger Walk event was held on September 23, 2022. Events were held simultaneously in all three counties. The Hunger Walk was created to collect shelf stable items to distribute to local food pantries and to encourage physical activity. Woodford County's event collected 48 pounds of food to distribute to county food pantries.

The Cancer Action Team continued work to create awareness surrounding the importance regular breast, lung and colorectal cancer screenings. Providers meet monthly to share ideas, and to discuss how to make access to screenings easier for residents, no matter income, zip code or insurance coverage.

PUBLIC EDUCATION AND AWARENESS

An essential part of public health is prevention, and with that comes the responsibility of WCHD to provide residents with education regarding a wide variety of topics. Public awareness includes an online presence with the agency website and social media. Public education and awareness are a grant requirement for all WCHD grants. Due to response work for the COVID-19 Global Pandemic, public awareness and education was mostly focused on COVID-19 prevention, vaccination education, and advertising COVID-19 testing and vaccination clinics.

In 2022, the WCHD Facebook page following increased to 4,019. Additionally, staff were able to answer questions and direct people to using social media. To keep residents informed of changing recommendations regarding COVID-19 vaccinations, testing, quarantine and isolation, the WCHD Facebook page is updated at least three times a week. Sharing and partnering with other health departments, and community service agencies. WCHD works to keep residents educated and informed about events and services to communities safe and healthy.

November 2022

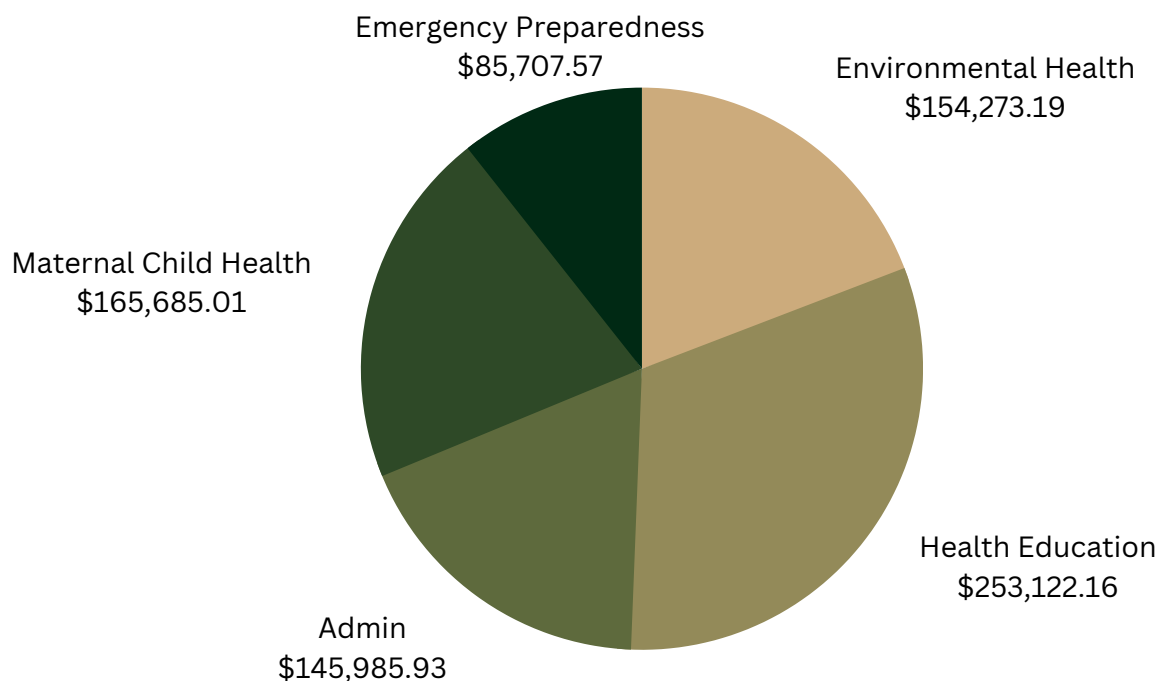
COVID-19 Bivalent Booster Clinics and Testing



BIVALENT BOOSTERS	<u>BOOSTERS BY APPOINTMENT ONLY</u>	DRIVE UP TESTING
<p>MONDAYS, TUESDAYS, AND THURSDAYS BY APPOINTMENT</p> <p>↔</p>	<ul style="list-style-type: none"> • Ages 18+ • Must be more than 2 months since last dose of COVID-19 vaccine. • Bring ID & vaccination card. • Observation time 15 minutes+ after vaccination. 	<p>MONDAYS & TUESDAYS</p> <p>8:00 AM - NOON 1:00 - 3:00 PM</p> <p>↔</p>

WCHD FISCAL REPORT

Woodford County Health Department operates using Federal, State and local dollars. Funding is provided to WCHD from the Woodford County tax levy as well as State and Federal grants. Additionally, WCHD receives income by providing several environmental health and maternal child health services. For more detailed financial data, see Appendix A.



APPENDIX A

WCHD FISCAL REPORT

Revenues

Environmental Health

Food Program Fees	\$36,165.00
Health Protection Grant	\$69,287.00
Non-Community Water Grant	\$1,837.50
Rabies Testing	\$69.69
Radon Kits	\$180.00
Tanning	\$500.00
Vector Control Grant	\$14,424.00
Water & Septic Fees	\$31,810.00

Health Education

COVID Contact Tracing	\$132,294.39
COVID Response	\$74,415.00
CURES	\$328.97
Illinois Tobacco Free Grant	\$38,543.23
SPAN	\$7,540.57

Admin

Admin Misc.	\$9.97
Interest Income	\$3,036.71
Property Taxes	\$142,939.25
TIF Settlements	\$ -

Expenditures

Department Head Salary	\$90,303.20
Full Time	\$379,334.62
Part Time	\$49,134.07
Employee Overtime	\$ -
New Equipment	\$12,351.44
Contingent	\$ -
Transfer to Other Funds	\$40,000.00
TB Services	\$2,819.83
Contractual	\$201,847.56

Maternal Child Health

Childhood Lead Grant	\$7,328.10
Hemoglobin	\$45.00
Immunizations	\$15,897.55
Influenza Grant	\$25,000.00
Labs	\$1,130.00
Lead	\$450.00
Mass Vaccination Grant	\$36,000.00
Medicaid	\$199.26
Medicare	\$3,247.50
STI Testing Fees	\$300.00
TB	\$1,515.00
Third Party - Managed Care	\$5,711.49
Third Party - Private	\$12,163.13
WIC Farmers Market Grant	\$1,000.00
WIC Program	\$55,697.98

Totals

6 Month Certificate of Deposit	\$513,418.87
Pooled Money Market Account	\$546,218.12
Fund Balance	
11/30/2021	\$1,030,653.85
11/30/2022	\$1,059,636.99
Difference	\$28,983.14
Total Income	\$804,773.86
Total Expenses	\$775,790.72
Net/Income/Loss	\$28,983.14

APPENDIX B

CLINICAL SERVICES

Immunizations	FY'21 YTD	Dec	Jan	Feb	Mar	Apr	May	Jun	Jul	Aug	Sep	Oct	Nov	FY'22 YTD
Immunizations Private	91	29	5	7	9	4	3	12	13	26	16	16	4	144
Immunizations VFC	397	40	27	24	37	29	39	49	54	77	43	46	41	506
Flu Private	243	19	3	4	2	0	1	0	0	0	59	165	35	288
Flu VFC	8	5	0	2	1	1	1	0	0	0	1	9	17	37
COVID-19 Vaccines Administered	12296	349	125	21	26	115	110	56	44	30	129	199	94	1298
TB Screenings	34	1	7	6	11	6	13	8	9	9	4	10	7	91
Lead Screenings	9	4	4	3	4	0	3	0	1	2	1	2	1	25
Monthly Open Lead- Elevated Cases	N/A	5	3	5	5	4	3	4	5	5	4	4	4	N/A
Lab Testing Clients	15	2	2	2	0	0	3	3	2	2	1	3	2	22
Lab Tests Completed	55	6	3	3	0	0	8	10	12	6	5	17	8	78
STD Testing (Urine/Blood)	4	0	0	1	3	0	1	0	0	0	3	0	1	9
Urine Collection/Grab Bag	4	0	2	0	3	0	0	0	0	3	0	0	0	8
STD Treatment Following Testing	1	0	0	1	0	0	0	0	0	2	0	0	0	3
STD Patients- Treatment Only	0	0	0	1	0	0	0	0	0	0	0	0	0	1
Assigned Caseload	277	277	277	277	277	277	277	277	235	235	235	235	235	277
Number Served (Average)	155	157	162	163	159	157	166	165	181	194	195	191	197	173.91667
% Assigned Case Load (Average)	58.16%	56.67%	58.48%	58.84%	57.40%	56.68%	59.90%	59.56%	77.02%	82.55%	82.97%	81.27%	83.80%	67.93%
Prenatal/Post Partum Screening	0	0	0	0	0	0	0	0	0	0	0	0	0	0
Pregnancy Tests Performed	0	0	0	0	0	0	0	0	0	0	0	0	1	1
Ages & Stages Screening (ASQ)	0	0	0	0	0	0	0	0	0	0	0	0	0	0
Dental Varnish	0	0	0	0	0	0	0	0	0	0	0	0	0	0
COVID-19														
Positive Cases	4576	1239	2335	277	64	101	351	328	244	303	117	142	165	5666

August & September - 5 patients received Orthopox vaccines.

APPENDIX C

ENVIRONMENTAL HEALTH

Demographics

	<u>2022</u>	<u>2021</u>	<u>2020</u>	<u>2019</u>
Number of full time inspectors in food	2	2	2	2
Number of formal trainings (travel) for staff	2	0	0	2
Number of in-house trainings for staff	14	2	13	12

Establishment Statistics

Retail food establishments active at fiscal year end	195	191	186	190
Total food establishment permits issued for fiscal year	198	191	190	194
Routine Inspections	202	197	145	281
Establishments cited for Repeat Core Violations	34	20	10	47
In-services in lieu of 3rd inspection	0	0	1	0
Follow-up inspections conducted	1	1	0	0
Plan reviews completed	11	10	12	2
Pre-Operational Inspections	14	14	20	33
New Food Establishments	13	11	16	22
Temporary Food Establishment Inspections	147	137	77	210
Cottage Food Operations	9	8	7	11

Public Training

Trainings to food workers, schools, and the public	3	1	2	3
Certified Food Protection Managers	0	0	14	36

Enforcement and Compliance

Complaint Investigations	21	19	29	21
Number of Compliance/Enforcement Proceedings	0	0	0	1
Number of Holds/Embargoes Issued	0	0	0	0

APPENDIX C

ENVIRONMENTAL HEALTH

<u>Sewage Program</u>	<u>2022</u>	<u>2021</u>	<u>2020</u>	<u>2019</u>
Sewage Permits Issued				
New	39	30	34	33
Renovated	56	54	61	61
Sewage Systems Inspected				
New	34	28	23	34
Renovated	49	50	57	53
Sewage Complaints	8	3	6	8
 <u>Water Program</u>				
Closed Loop Well Permits	11	8	6	10
Closed Loop Wells Inspected	11	8	6	10
Water Well Permits	39	38	32	19
Water Wells Inspected	33	35	35	21
Non-Community Wells	15	14	16	16
Water Sample Results	277	261	288	321
Water Complaints	1	3	1	1
 <u>Vector Program</u>				
WNV educational events/displays	1	2	2	6
Number of bird specimens collected and tested	4	6	3	7
Number of bird specimens positive for WNV	0	0	0	2
Mosquito traps set to test mosquitoes for WNV	32	36	31	33
Number of Mosquito pools positive for WNV	0	0	0	0
Number of humans positive for WNV	0	0	0	0
Number of used tires collections	1	1	1	2
 <u>Radon Program</u>				
Radon Test Kits Sold	15	9	26	33